

Customer Support

Should you encounter any issues or have any questions regarding your product, feel free to contact our helpful Customer Support Team. Your satisfaction is our goal!

MADRIGAL ENTERPRISE LTD

27 Old Gloucester Street, London, United Kingdom, WC1N 3AX

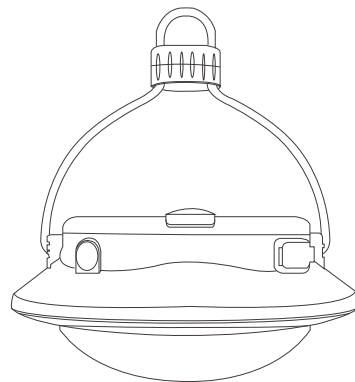
Email: support@suboos.net

We will reply you within 12 hours



Gen 2 ULTIMATE Tent Lantern

Model: 8509



Thank You

Thank you for purchasing the Gen 2 Ultimate Rechargeable Tent Lantern by SUBOOS. This lantern features 2 different brightness levels and a red lighting mode. Plus, it is also rechargeable as a power bank of 5200mAh for handheld devices. Brighten any outdoor adventure to your needs with sturdy quality and portable design. It has military grade protection, making it safe for a high range of applications, from camping to power outage.

We're constantly working at building better living with the products and services we create. Should you ever experience any issues with your new product, feel free to contact our helpful customer service team by email at support@suboos.net.

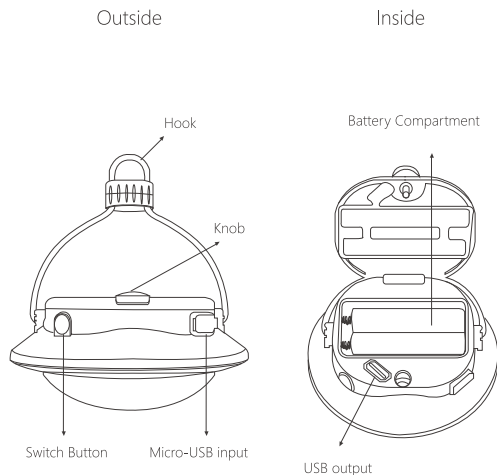
Safety Information

IMPORTANT:

Please read, understand, and comply with all of the instructions provided in this manual before using the device. Failure to comply with the instructions given in this manual and/or using the device in ways other than the ones mentioned in this manual may result in serious injury and/damage to the product.

- When not in use for an extended period of time, remove the batteries to avoid power drainage.
- When installing or changing out batteries, always make sure to place them in the correct polarity as indicated within the battery compartment.
- DO NOT dispose any part of this product in a fire.
- DO NOT submerge or place the lantern in any direct contact to water or any other liquid.
- When cleaning, use a damp or dry cloth to wipe the lantern's surface.
- Dispose all part of this product in accordance with local environmental regulations. Do not dispose of the lantern or batteries in regular household waste.

Product Components



Note:

- Remove paper tabs in the battery compartment before first use.

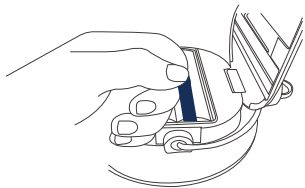
Parameters

Product Parameters	
Light Source	12 White LED + 3 Red LED
Light Modes	High 280 lumens/ Medium 100 lumens / Red
Working Time	High 7 hours/Medium 18 hours/Red more than 100 hours
Weight	8.2 OZ/240 g
Power	2 x Lithium ion 18650 batteries with top button (included)
Water-resistance Level	IPX5 (Withstand heavy rain but do NOT immerse into water)

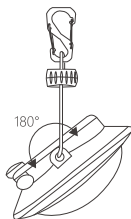
Packing List
1x SUBOOS Gen 2 Ultimate Rechargeable LED Tent Lantern
2 x SUBOOS 18650 Lithium ion Batteries (installed)
1 x Universal USB cable
1 x SUBOOS "S" clip
1 x User Manual

Set Up & Installation

- Before first use, unscrew battery compartment by rotating the knob on top of the lantern counterclockwise. Remove the insulation strips and reapply the battery compartment lid.



- Flip out the foldaway hook and pull it up.
- Hang the lantern in your tent or a branch with the included "S" clip,



- Adjust the lighting modes by pressing on the switch button cycle through: High – Medium – Red(night vision) and Off.

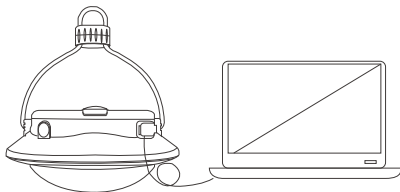
SUGGESTION FOR ENERGY EFFICIENCY:

- Remove the batteries from the battery compartment when storing the lantern for an extended period of time without usage.
- The lantern comes with two 18650 batteries but it works great with just one. The extra battery makes it light longer.

Recharge & Power Bank

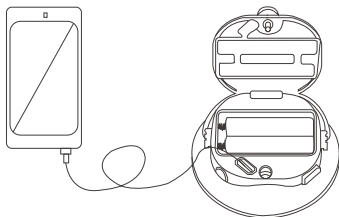
- Recharge - Charge itself by connecting the lantern with the included USB cable to laptop, computer, external battery, car charger, or any adapters with USB output—Insert the Micro-USB(smaller) side to the lantern's USB input, and the USB (bigger) side to the power source with USB output.

* Typical charging time:8 hours.



- Power Bank - You can use the lantern to charge mobile phone or other handheld devices by using the included universal USB cable or the other USB cable specially for your device, such as the lightning cable for iPhone.

* Reference of capacity: Charge iPhone to full around 2.5 times.



Note:

- DO NOT push too hard when insert the micro-USB cable into the USB input of the lantern;
- You can run the lantern while it is under charging;
- You can get spare batteries from market by searching for: "18650 lithium-ion batteries with top button".
- The switch button is also a charging indicator:

Button Color	Indicate
Red Flash	Under Charging
Solid Red	Charging Finished
Blue	Charging Other Devices

Warranty Terms & Policy

SUBOOS warrants the Gen 2 Ultimate Tent Lantern to be of the highest quality in material, workmanship and service for 5 Years (Not including batteries), effective from the date of purchase. SUBOOS will replace any product found to be defective due to manufacturer flaws based on eligibility; refunds are available within the first 30 days of purchase. This warranty extends only to personal use and does not extend to any product that has been used for commercial, rental, or any other use in which the product is not intended for. There are no warranties other than the warranties expressly set forth with each product.

This warranty is non-transferrable. SUBOOS is not responsible for any damages, losses or inconveniences caused by equipment failure or by user negligence, abuse, or use noncompliant with the user manual or any additional safety, use, or warnings included in the product packaging and manual.

This warranty does not apply to the following:

- Damage due to abuse, accident, alteration, misuse, tampering or vandalism.
- Improper or inadequate maintenance.
- Damage in return transit.
- Unsupervised use by children under 18 years of age.

SUBOOS and its subsidiaries assume no liability for damage caused by the use of the product other than for its intended use or as instructed in the user manual. Some states do not allow this exclusion or limitation of incidental or consequential losses, so the foregoing disclaimer may not apply to you. This warranty gives you specific legal rights and you may also have other rights which may vary from state to state.

Note:

To claim your warranty, please visit www.suboos.net/warranty or contact customer support.